



Ascent Series Double Bench

Characterized by its sculptural contours and sloping backrest, Ascent takes modular seating to a new level. The concept was created in response to the growing demand for placemaking designs able to shape public space in new ways. The Ascent Double Bench modules comes in a variation of long, short and curved modules.

Sustainability Information

- 100% certified sourced wood from responsible forestry
- 75% recycled post-consumer aluminum
- 70% – 95% recycled steel for legs
- Wood parts: hard wax oil with 0% VOC and zero chemicals on the SIN-list
- Metal parts: powder coating with zero chemicals on the SIN-list
- Non-toxic adhesive, unclassified according to 1272/2008 [CLP/GHS]
- Each part can be replaced individually for easy maintenance during the product's life cycle

Materials & Finishes


The metal parts are powder coated and the colours has zero chemicals on the SIN-list. We can provide almost any RAL colour for the metal parts.

All wooden parts are treated with an organic hard wax oil with 0% VOC and zero chemicals on the SIN-list. The har wax oil is available in a wide range of colours. We provide 12 colours in our standard range but we can also provide a variation of custom colours.

Legs are made from steel, beam, and brackets are made from aluminum and wooden seats are made from bent plywood with oak surface veneer.



Standard Colours



Custom Colours

Variations

- Ascent Double Bench 100
- Ascent Double Bench 200
- Ascent Double Bench 60 °

Warranty

The warranty time for Ascent Double Rise modules is 15. At the end of the lifecycle, all parts can be separated to material level and recycled.

Ascent Series Double Bench

Maintenance & Cleanability

For cleaning of the wood surfaces use Rubio Monocoat SOAP. The Rubio Monocoat SOAP is available to buy in concentrate 1l and 2l cans. The mixture is efficient on most stains. Use a microfibre cloth.

The maintenance for metal parts only consists of cleaning. The cleaning can easily be done by wiping surfaces of with water and a cloth.

Certifications

- Möbelfakta
- CE Certified

Standards & Tests

- BFL S1 Fire certificate
- SP tested
- Crib 7
- EN 16139

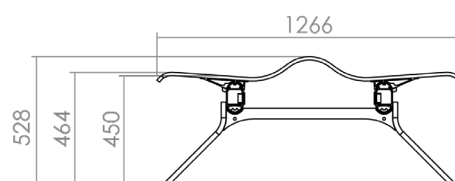
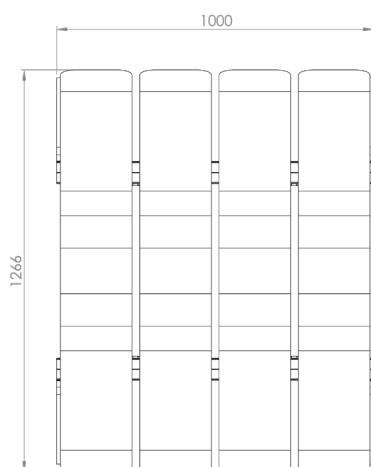
Sizes & Measurements

The modules of the Ascent Series varies in length and curvature.

Name: Ascent Double Bench 100

Article Number: BA00040

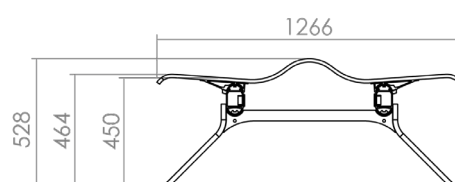
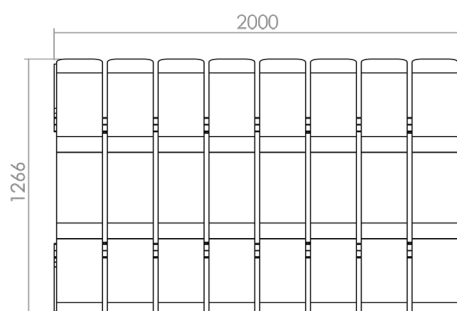
Weight: 43 kg



Name: Ascent Double Bench 200

Article Number: BA00004

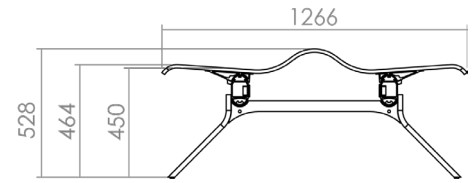
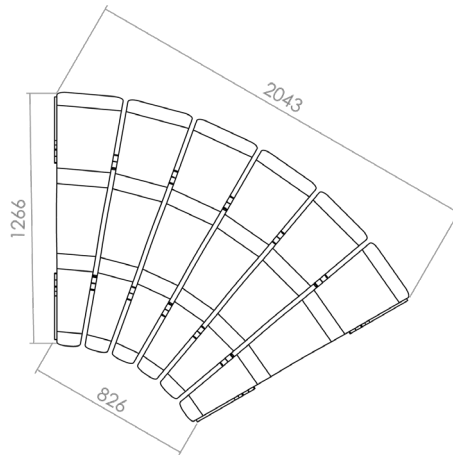
Weight: 59 kg



Name: Ascent Double Bench 60°

Article Number: BA00008

Weight: 51 kg



Transportation & Delivery

Size of the pallets: height 1435mm x length 2200mm x width 1600mm

Pallet weight: 70kg + benches. An Ascent bench weighs approximately 60kg each. A maximum of 4 benches can be stacked on one pallet. A pallet maximum weight is 320kg, which includes small parts such as add-ons packed on the pallet under the benches.

Forklift requirements: Needs to be able to handle the length of more than 1100mm (half of the pallet) and the pallet weight, which depends on the amount of pallets and number of benches. If there is no forklift available, living up to those requirements, two small forklifts can be used (lifting from each side of the pallet).

Do note, that the building entries dimensions need to be considered for the width of the pallet/s.

Any questions regarding weight and dimensions of delivery, please contact us.



**GREEN
FURNITURE
CONCEPT**

GLOBAL

Carlsgatan 3
211 20 Malmö, Sweden
+46 (0)40 600 93 30

AMERICAS

15 Main St #244
Watertown MA, 02472 USA
Toll Free: 1 (877) 582-8664