

Ascent Table
Ascent Series



GREEN
FURNITURE
CONCEPT



Index

Module	p3
Components of Ascent Table	p4
Recycling of parts	p5
Parts Ascent Series Table	p6-7
Assembly instructions Ascent Series Table	p8-9



Ascent Series Add ons

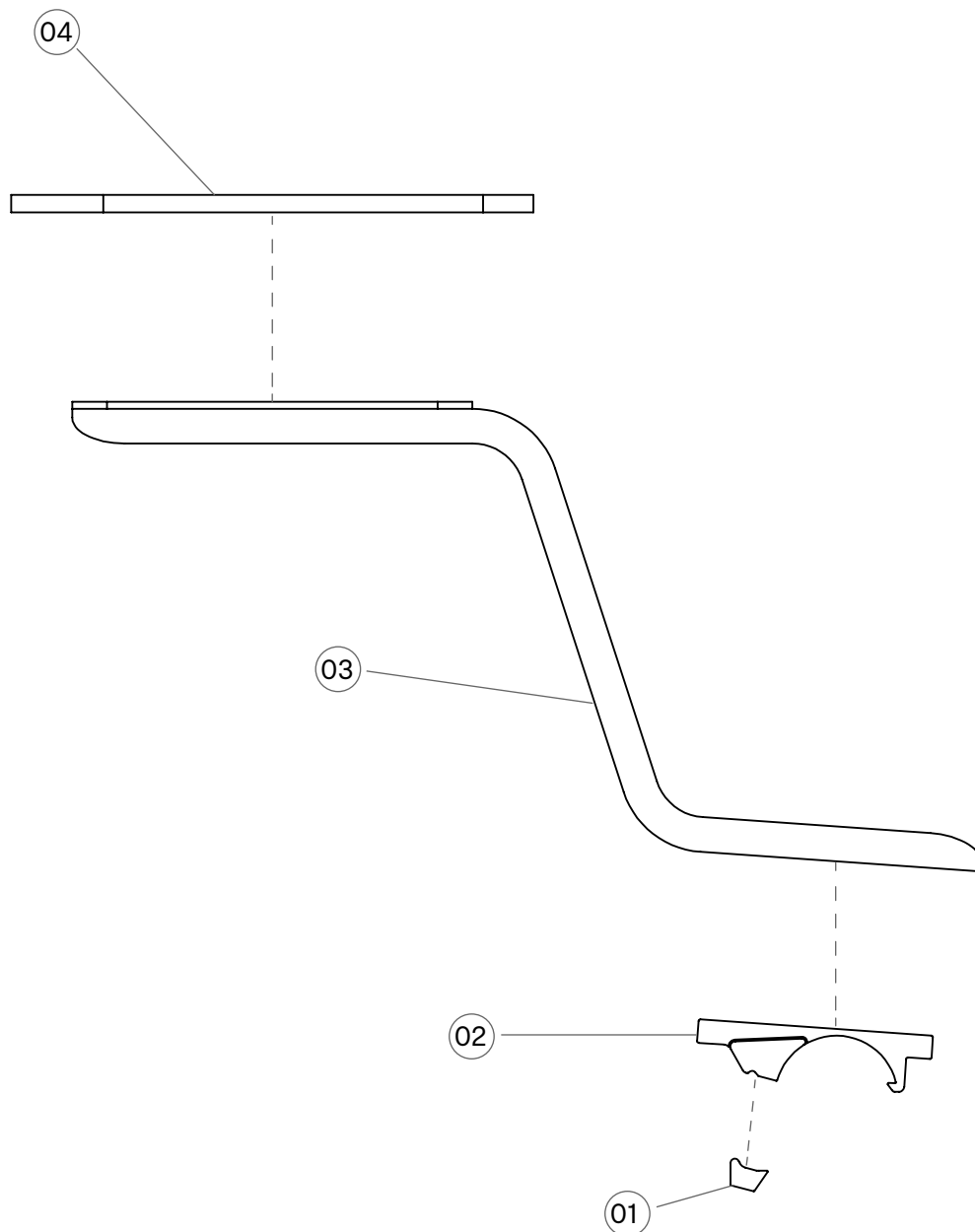
Ascent Series Table

Metal frame table with a wooden top.





Components of Ascent Table



01. Bracket Clip. Attaches the bracket to the beam with M8 screws.

02. Add-On Bracket. Attaches to the table frame using M8 screws.

03. Steel Frame.

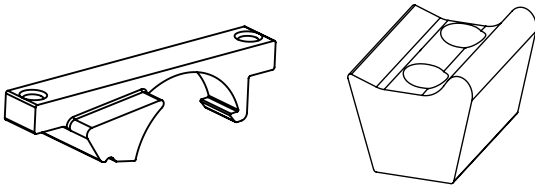
04. Wood top. Attaches to the steel frame with Euro screws.



Recycling of parts

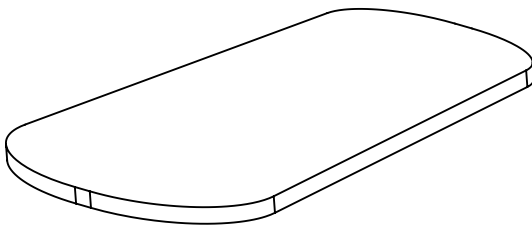
Aluminium parts:

The beam, seatbrackets, butterfly insert and the bracket clip are made from aluminium and should be separated from the product and recycled as aluminium.



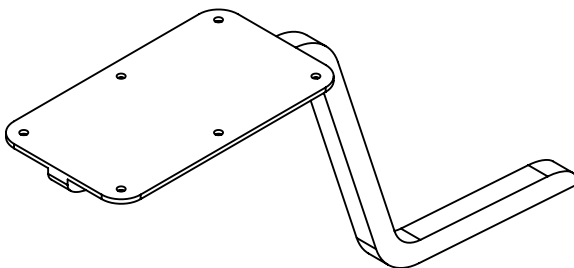
Wooden parts:

All versions of the seat slats should be separated from the product and recycled as wood.



Steel parts:

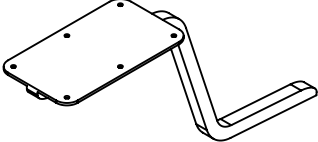
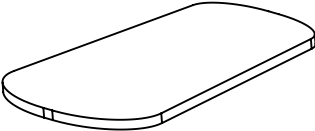
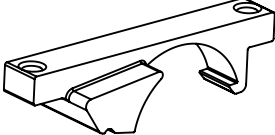
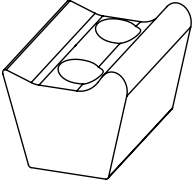


The legs are made from steel and should therefore be separated and recycled as steel.





Parts

Ascent Table

 <p>Stadium_Table1_Frame x1</p>	 <p>Stadium_Table1_Top x1</p>	 <p>Stadium_Addon_Braket1 x1</p>
 <p>Stadium_Bracket_ Clip_45mm_Wide x1</p>	 <p>Euro Screw 6.3x9mm x1</p>	 <p>Screw M8x25 ISO4762 Class8.8 FZB Tuflock Grey x4</p>



Assembly instructions

Ascent Table

